
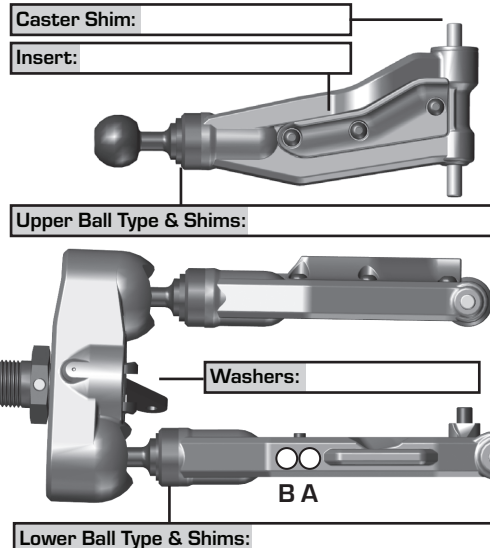


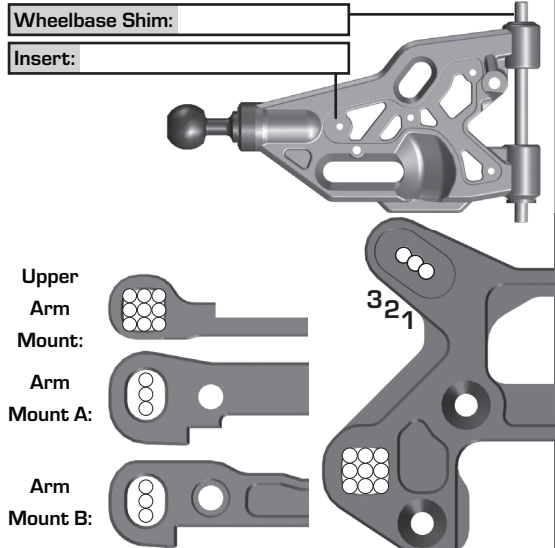
Front Suspension:

Ride Height: _____
 Toe: _____ Hex: _____
 Anti-Roll Bar
 Size: _____
 Gap: _____
 Ackerman  1 2 3
 KPI: 8° KPI: 16° KPI:
 Steering Arm Plate:
 Drive Shaft: CVAs: Universals:
 Upper Arm Material:
 Lower Arm Material:
 Notes: _____

Caster Shim: _____
 Insert: _____
 Upper Ball Type & Shims: _____
 Washers: _____
 Lower Ball Type & Shims: _____



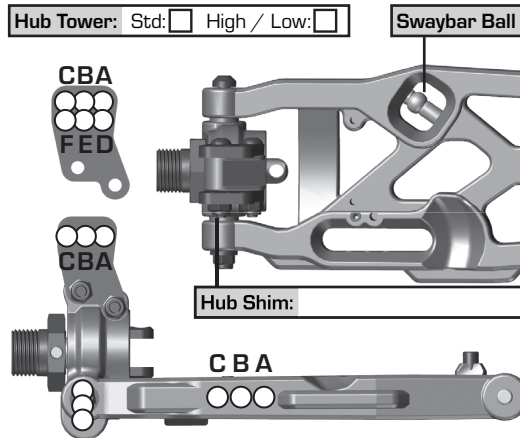
Wheelbase Shim: _____
 Insert: _____
 Upper Arm Mount: _____
 Arm Mount A: _____
 Arm Mount B: _____



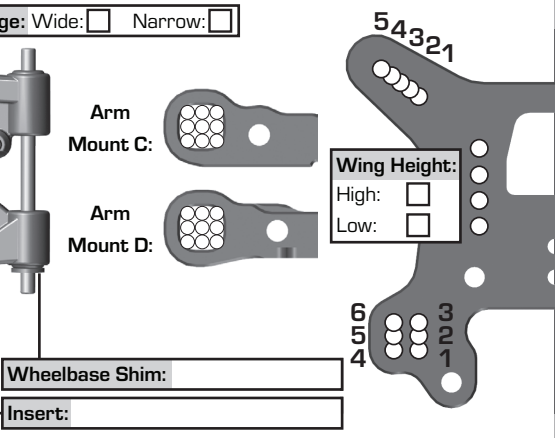
Rear Suspension:

Ride Height: _____
 Camber: _____ Hex: _____
 Anti-Roll Bar
 Size: _____
 Gap: _____
 Drive Shaft: CVAs: Universals:
 Chassis Brace
 Pivot Type: _____
 Insert Type: _____
 Arm Material:
 Notes: _____

Hub Tower: Std: High / Low:
 Swaybar Ball Leverage: Wide: Narrow:
 Hub Shim: _____
 CBA



Arm Mount C: _____
 Arm Mount D: _____
 Wing Height: High: Low:
 Wheelbase Shim: _____
 Insert: _____



Electronics and Engine:

Radio: _____ Receiver: _____
 Throttle Servo: _____ Speed: _____
 Steering Servo: _____ Speed: _____
 EPA: Throttle: _____ Brake: _____ Steering: _____
 EXPO: Throttle: _____ Brake: _____ Steering: _____
 Brake Bias: _____ D/R: _____
 Receiver Battery:
 Engine: _____ Temp: _____
 Pipe: _____ Fuel: _____
 Restrictor: _____ Glow Plug: _____
 Chassis Layout: FWB RWB
 Notes: _____

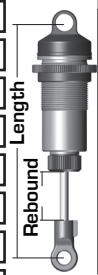
Differential:

	Front	Center	Rear
Fluid:			
Gears:			
Mass:			
Notes:	_____		

Clutch and Gearing:
 Spur Gear: _____ Bell: _____
 Shoes: _____
 Springs: _____
 Notes: _____

Shocks:

	Front	Rear
Piston:		
Fluid:		
Bladder:		
Rebound:		
Spring:		
Length:		
Eyelet:		
Notes:	_____	



Track Info:

Size: _____
 Surface: _____
 Traction: _____
 Moisture: _____
 Condition: _____
 Temperature: _____
 Notes: _____

Tires:

Front Tires: _____
 Front Compound: _____
 Front Insert: _____
 Rear Tires: _____
 Rear Compound: _____
 Rear Insert: _____
 Wheel (F/R): _____
 Notes: _____

Body, Weight:

Body: _____
 Nose Cone: _____
 Rear Wing: _____
 Wing Angle: 0° 2° 4°
 Wing Buttons: Flat Fin
 Vent Holes: _____
 Total Weight: _____
 Notes: _____

Radio Tray Flex Assembly:

Transponder Mount: None:
 Radio Tray Brace:
Vehicle Comments:
 Notes: _____